X30 BY IAME 125cc RL-C TaG

FEATURES - *CARACTERISTIQUES*	
Cylinder volume *Volume du cylindre*	123.67 cm³
Bore *Alésage*	54 mm
Max. theoretical bore *Alésage théorique max.*	54.28 mm
Stroke *Course*	54 mm
Cooling system *Système de refroidissement*	Water *Eau*
Inlet system *Système d' admission*	Reed valve *À clapets*

Carburetor *Carburateur*	Tryton Hobby 27/C	Cylinder / crankcase transfers n° *N° de canaux cylindre / carter*	3
Number of piston rings *Nombre de segments*	1	Inlet / exhaust ports number *N° lumières admiss. / échapp.*	3
Big end conr. ball-bearing diam. *Diamètre palier tête de bielle*	20x26x15	Combustion chamber shape *Forme chambre de combustion*	Spherical *Spherique*
Crankshaft ball-bearing diam. *Diamètre palier du vilebrequin*	30x62x16	Selettra *or PVL ignition* *Allumage Selettra ou PVL*	Digital
Small end conr. ball-bearing diam. *Diamètre palier pied de bielle*	14x18x17.5	RPM limiter *Limiteur de tours*	Yes *Oui*
Distance between conrod centers *Longueur (entre axe) de la bielle*	102 mm	Generator for battery charging *Générateur de recharge batterie*	*Yes* *Oui*
Balancing shaft *Arbre d' equilibrage de vilebr.*	*Yes* *Oui*	Electric starter *Démarreur électrique*	*Yes* *Oui*

DESCRIPTION OF THE MATERIAL *DESCRIPTION DES MATERIAUX*	
Conrod material *Matériel de la bielle*	Steel *Acier*
Crankshaft material *Matériel du vilebrequin*	Steel *Acier*
Balancing shaft material *Matériel de l' arbre d' équilibrage*	Steel *Acier*
Gears material *Matériel des engrenages*	Steel *Acier*
Starter ring material *Matériel de la couronne démarr.*	Steel *Acier*
Head material *Matériel de la culasse*	Aluminium
Cylinder material *Matériel du cylindre*	Aluminium
Liner material *Matériel de la chemise*	Iron *Fonte*
Crankcase material *Matériel du carter*	Aluminium
Piston material *Matériel du piston*	Aluminium
Piston rings material *Matériel des segments*	Iron *Fonte*
Exhaust muffler material *Matériel du pot d' échappement*	Sheet-steel *Tôle acier*
Ball-bearings *Roulements*	6206 type

PISTON

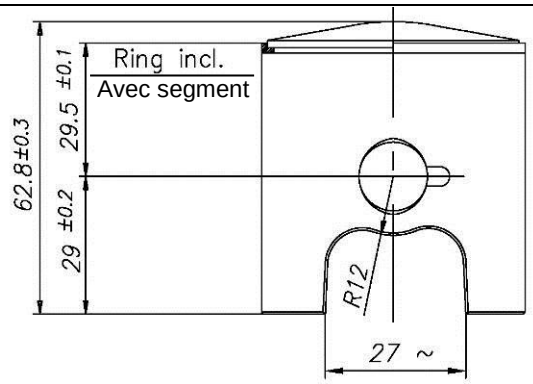

Piston min. weight (ring incl.) 128 g
Poids min. piston (avec segment) 128g

DISTANCE BETWEEN CONROD CENTERS
ENTRE AXE DE LA BIELLE

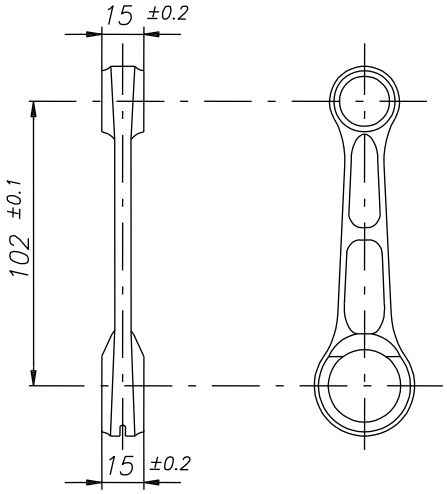

Min. weight 110 g
Poids min. 110 g

CRANKSHAFT - *VILEBREQUIN*

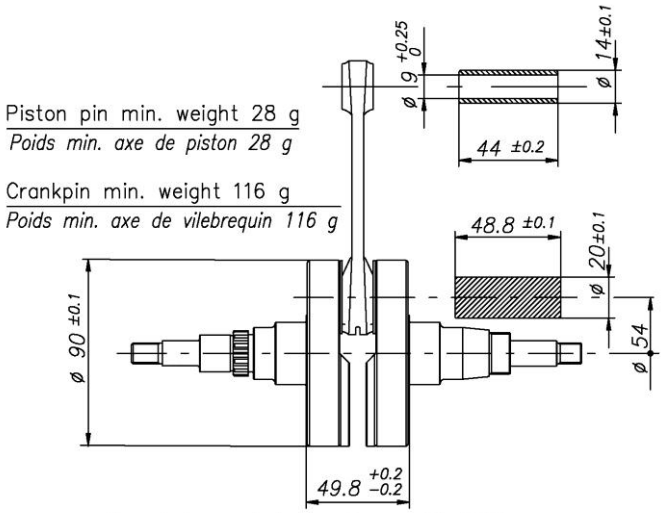

Complete crankshaft min. weight 2150 g
Poids min. du vilebrequin complet 2150 g

BALANCING SHAFT
ARBRE D' EQUILIBRAGE

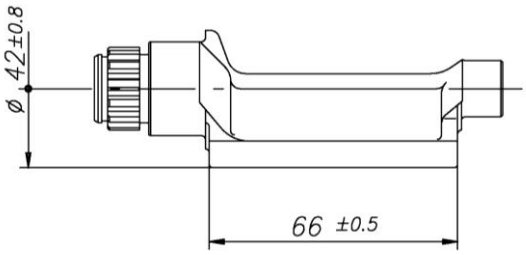

Min. weight 315 g
Poids Min. 315 g

CYLINDER DEVELOPMENT - *DEVELOPPEMENT DU CYLINDRE*

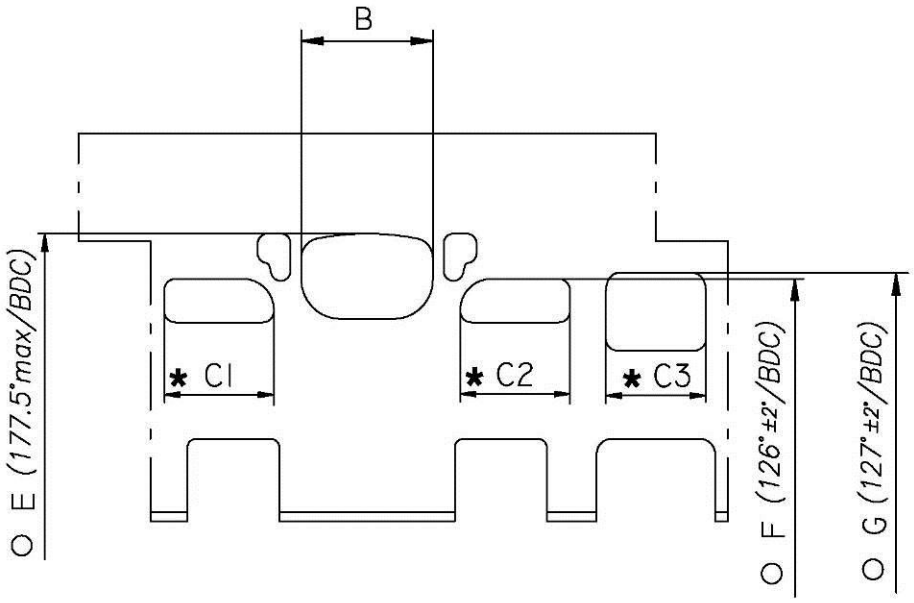

B	≤ 36.5 mm
C1 = C2	≤ 30 mm
C3	≤ 28.5 mm
E	177.5° max
F	126° ± 2°
G	127° ± 2°

* *CHORDAL READING*
LECTURE CORDALE

O *ANGULAR READING BY INSERTING A 0.2x5 mm GAUGE*
LECTURE ANGULARE PAR INSERTION D'UNE CALE DE 0.2x5 mm

CYLINDER BASE VIEW
VUE DE LA BASE DU CYLINDRE

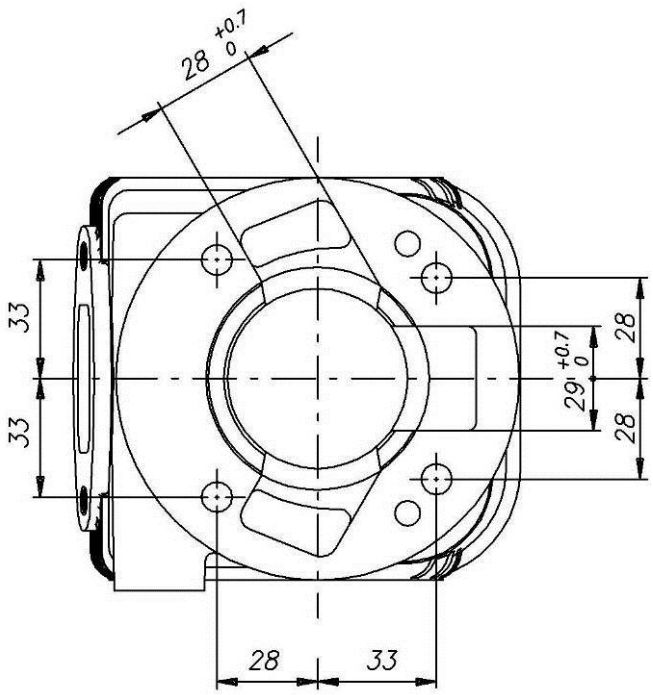

CYLINDER CROSS SECTION VIEW
VUE EN SECTION DU CYLINDRE

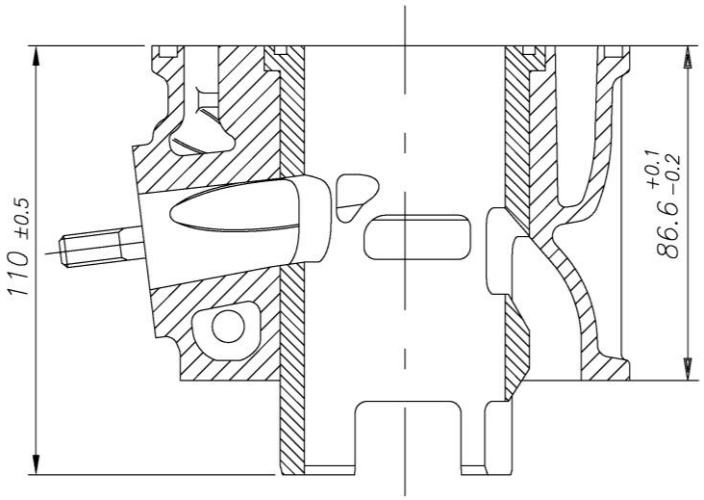

COMBUSTION CHAMBER VIEW
VUE DE LA CHAMBRE DE COMPRESSION

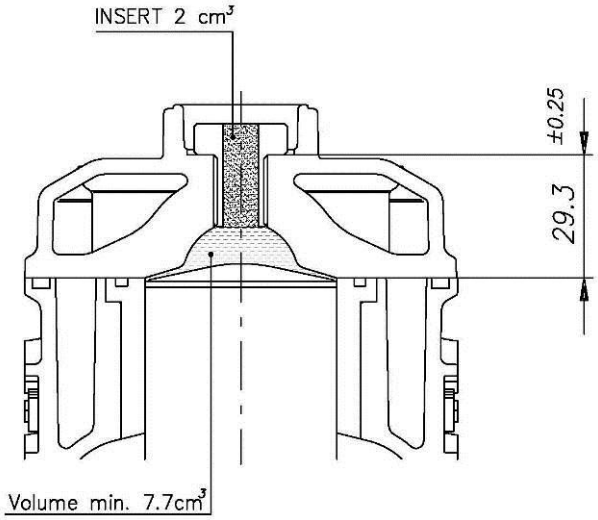

COMBUSTION CHAMBER VOLUME TOT. = 9.7 cm³ min.
VOLUME CHAMBRE COMBUSTION TOT. = 9.7 cm³ min.

ATT.: SQUISH MIN. = 0.90 mm
(measured with Ø1.5mm TIN - *mesurée avec de l'étain Ø1.5mm)*

CRANKCASE INSIDE VIEW
VUE A' L' INTERIEUR DU CARTER

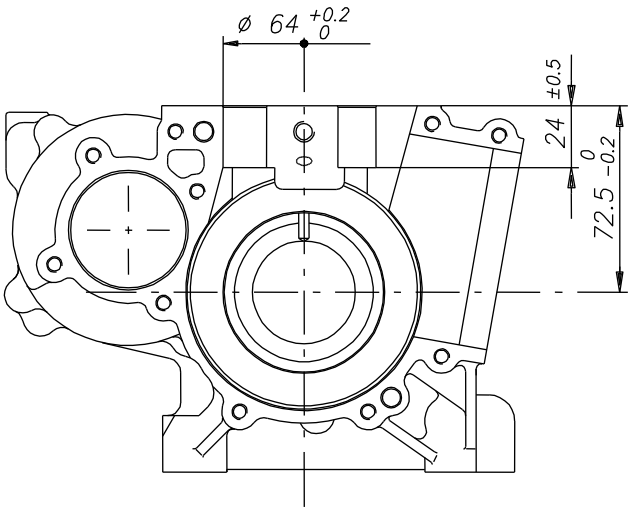

VENTURI CARB. DIMENSIONS
DIMENSIONS DU VENTURI DU CARBURATEUR

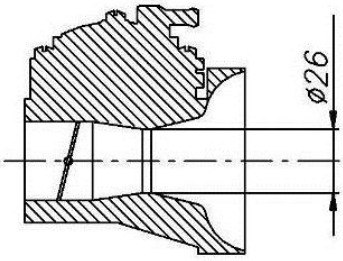

INLET CONVERYOR DIMENSIONS
CONVOYEUR D'ADMISSION

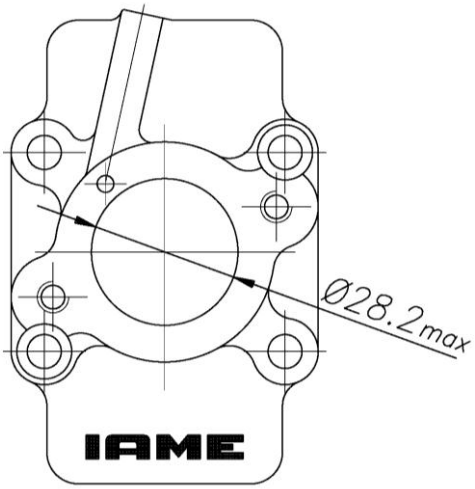

INLET SILENCER
SILENCIEUX D' ASPIRATION

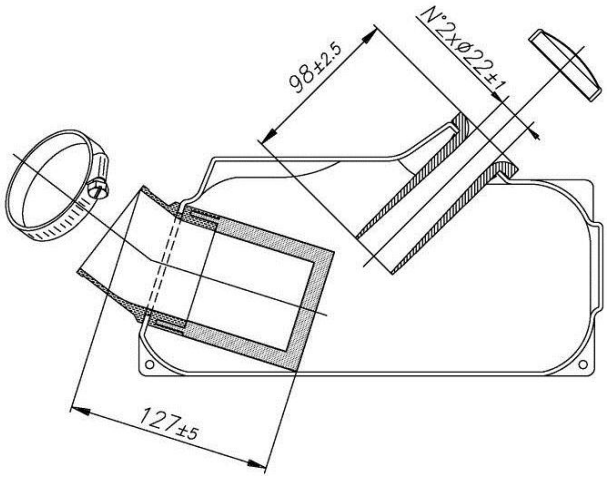

REEDS DIMENSIONS / CLAPETS

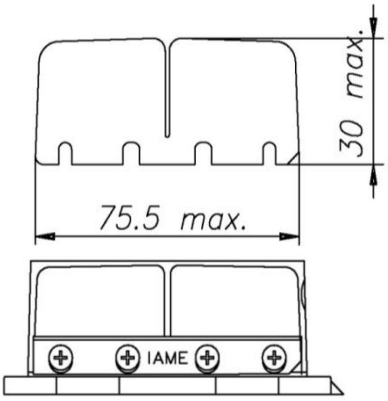

DESCRIPTION OF THE CLUTCH - *DESCRIPTION DE L' EMBRAYAGE*

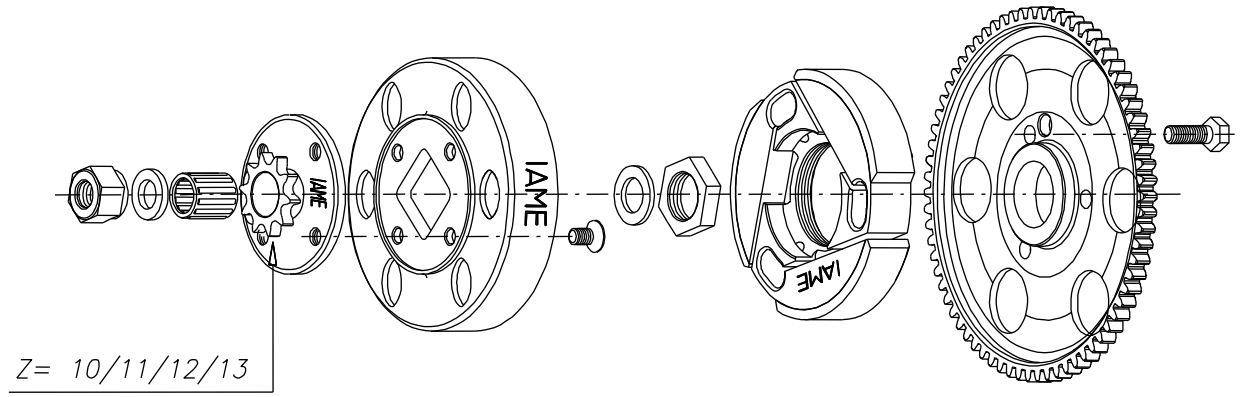

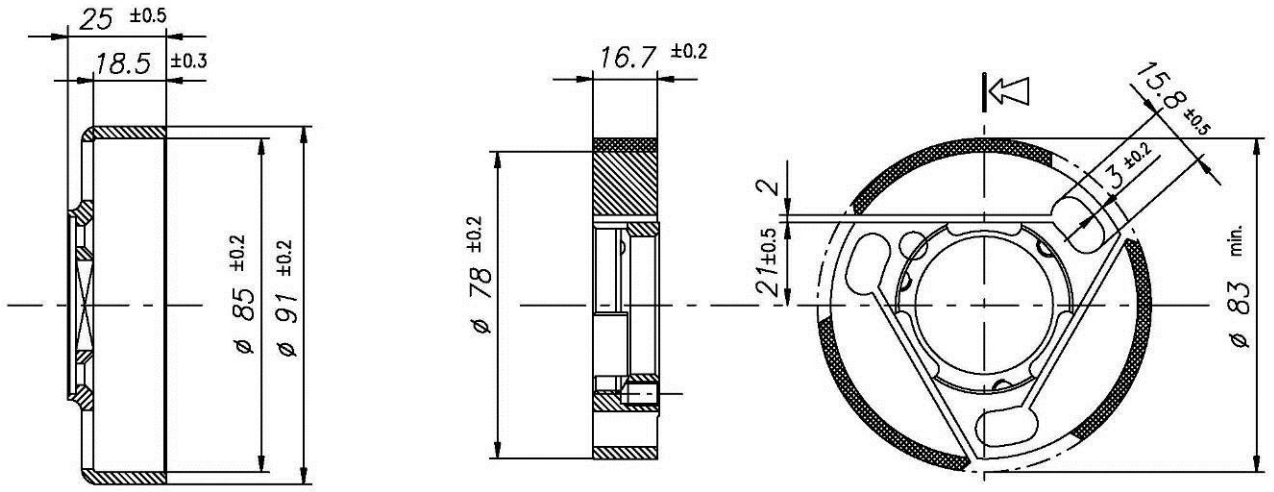

Min. weight 225 g
Poids min. 225 g

Min. weight 360 g
Poids min. 360 g

EXHAUST MUFFLER VIEW AND DIMENSIONS
VUE ET DIMENSIONS DU SILENCIEUX D' ECHAPPEMENT

N° 8 ROWS OF HOLES. THE ROWS ARE COMPOSED OF N°8 HOLES, FOR A TOT OF 64 HOLES. THE HOLES HAVE A TOLLERANCE OF ±0.2

N° 8 RANGEES DE TROUS. LES RANGEES SE COMPOSENT DE N°8 TROUS, POUR UN TOTAL DE 64 TROUS. LES TROUS ONT UNE TOLERANCE DE ±0.2

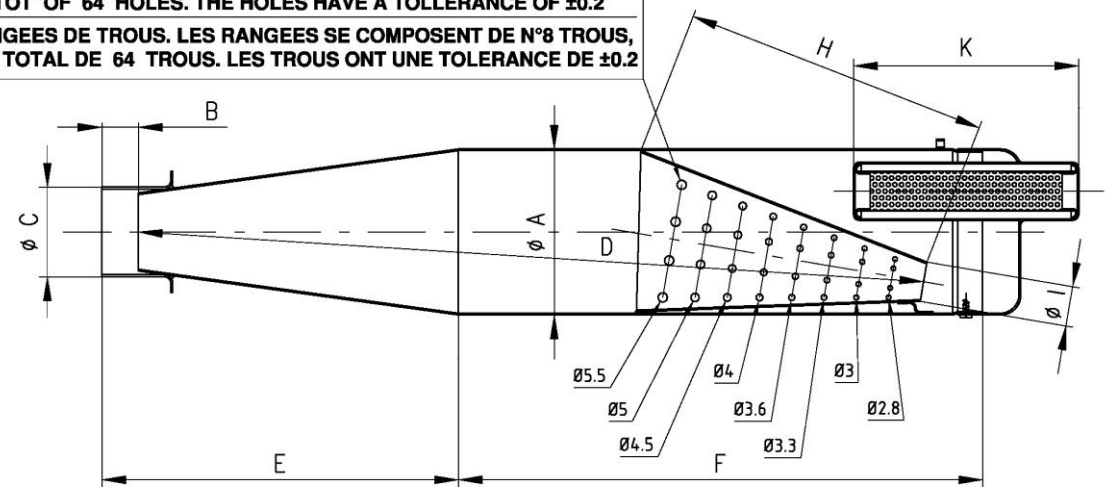

A: 100 ±1 øext.	D: 485 ±5	H: 180 ±5
B: 22 ±1	E: 218 ±5	I: 24 ±2 øext.
C: 54 ±1 øext.	F: 315 ±3	K: 130 ±3

Min. weight 1.39 Kg
Poids min. 1.39 Kg

WIRING DIAGRAM (SELETTRA DIGITAL ‘‘K’’ IGNITION)
SCHEMA CIRCUIT ELECTRIQUE (ALLUMAGE SELETTRA DIGITAL ”K”)

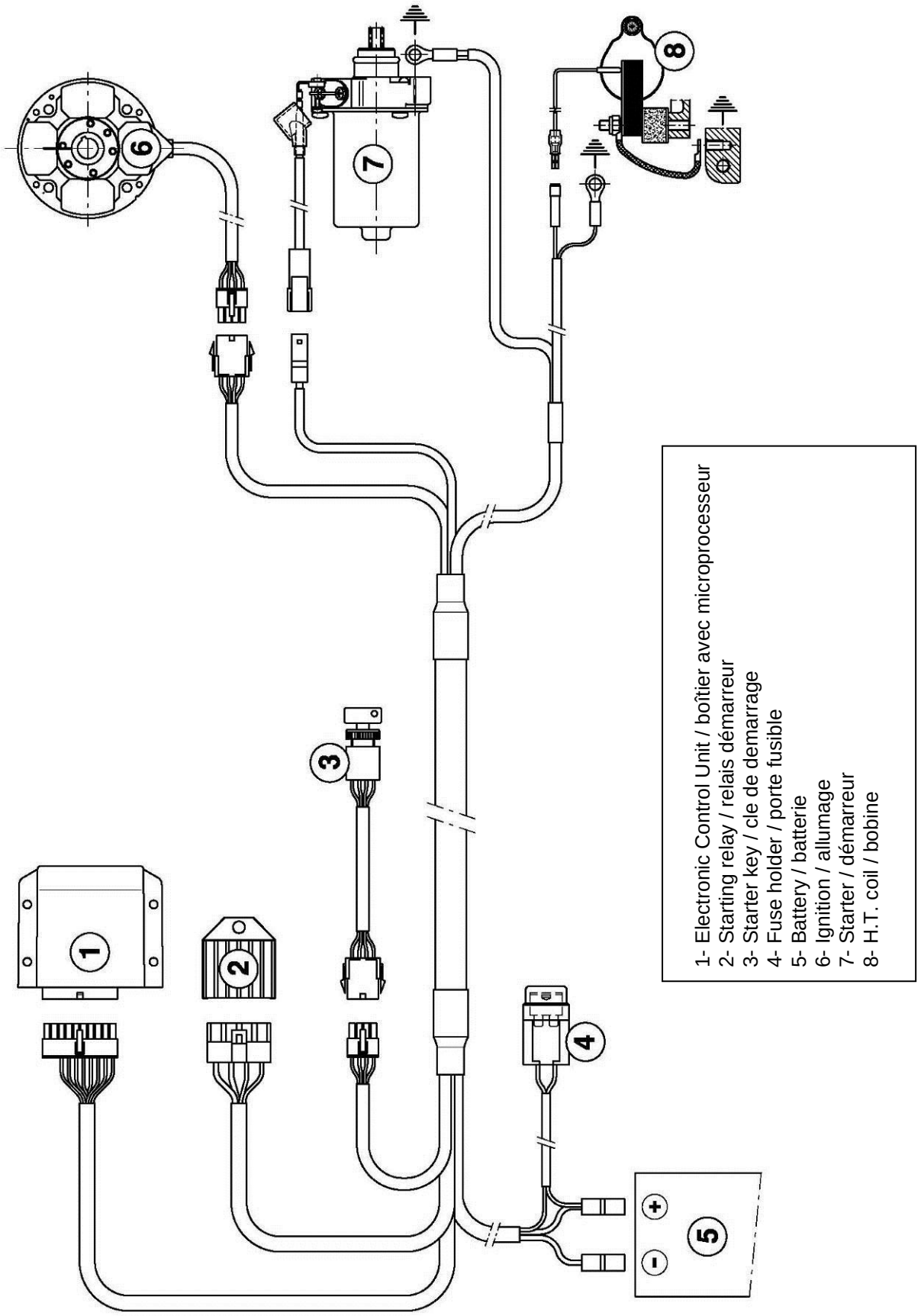

WIRING DIAGRAM (PVL IGNITION, 1st TYPE)

SCHEMA CIRCUIT ELECTRIQUE (ALLUMAGE PVL, 1er TYPE)

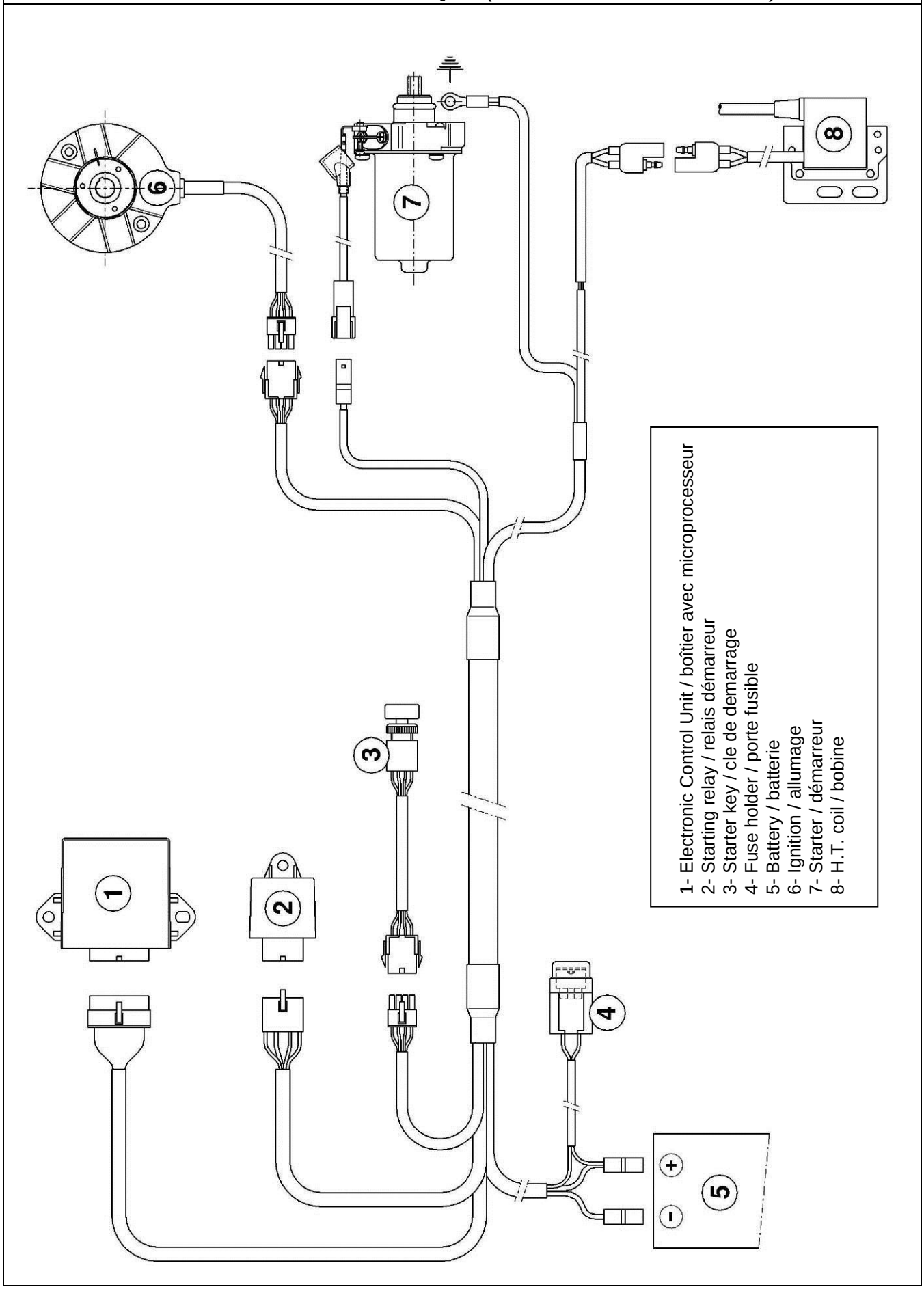

WIRING DIAGRAM (PVL IGNITION, 2nd TYPE)

SCHEMA CIRCUIT ELECTRIQUE (ALLUMAGE PVL, 2ème TYPE)

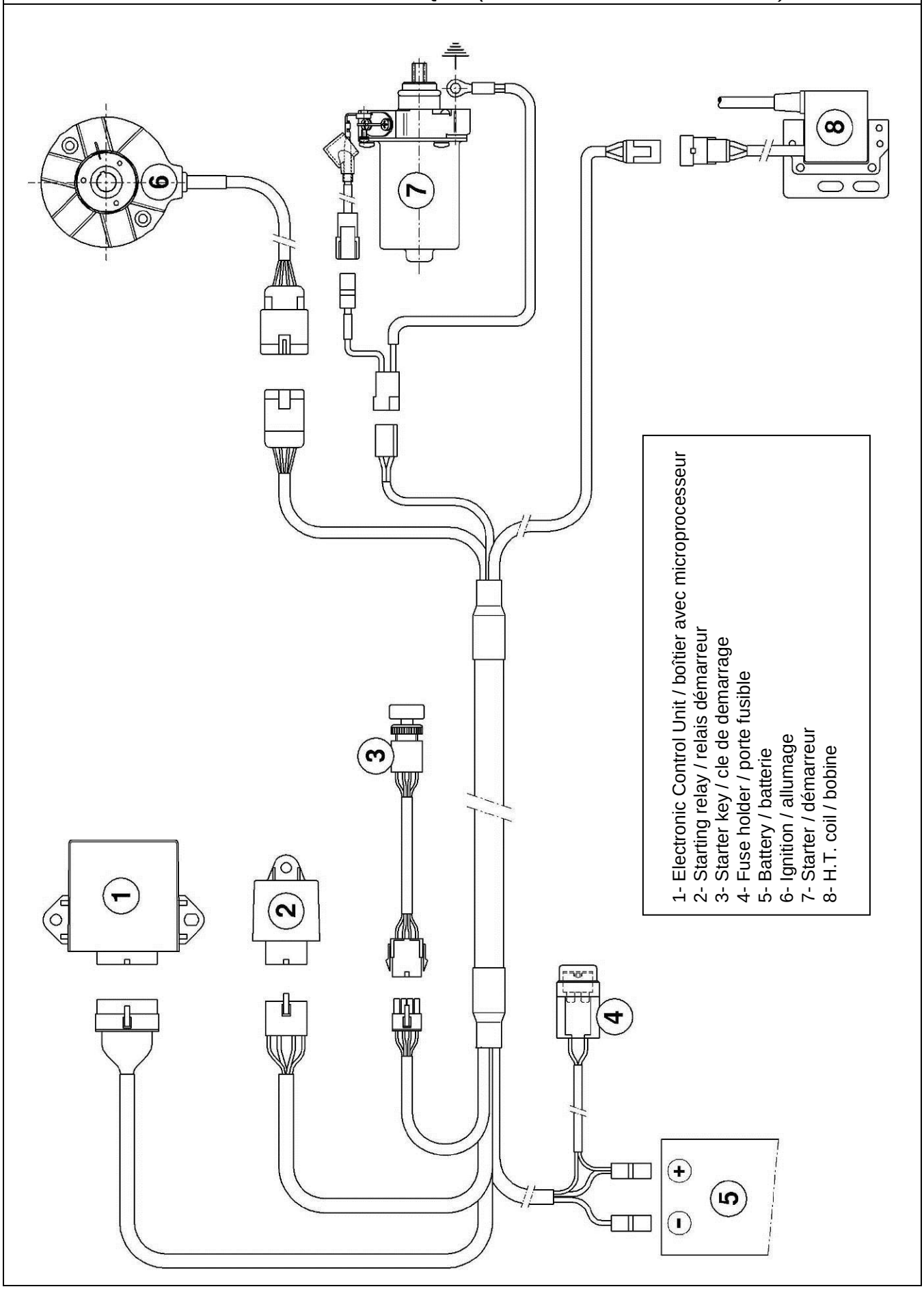

SCHEME FOR ADVANCE CONTROL
SCHEMA DE CONTROLE POUR L'AVANCE

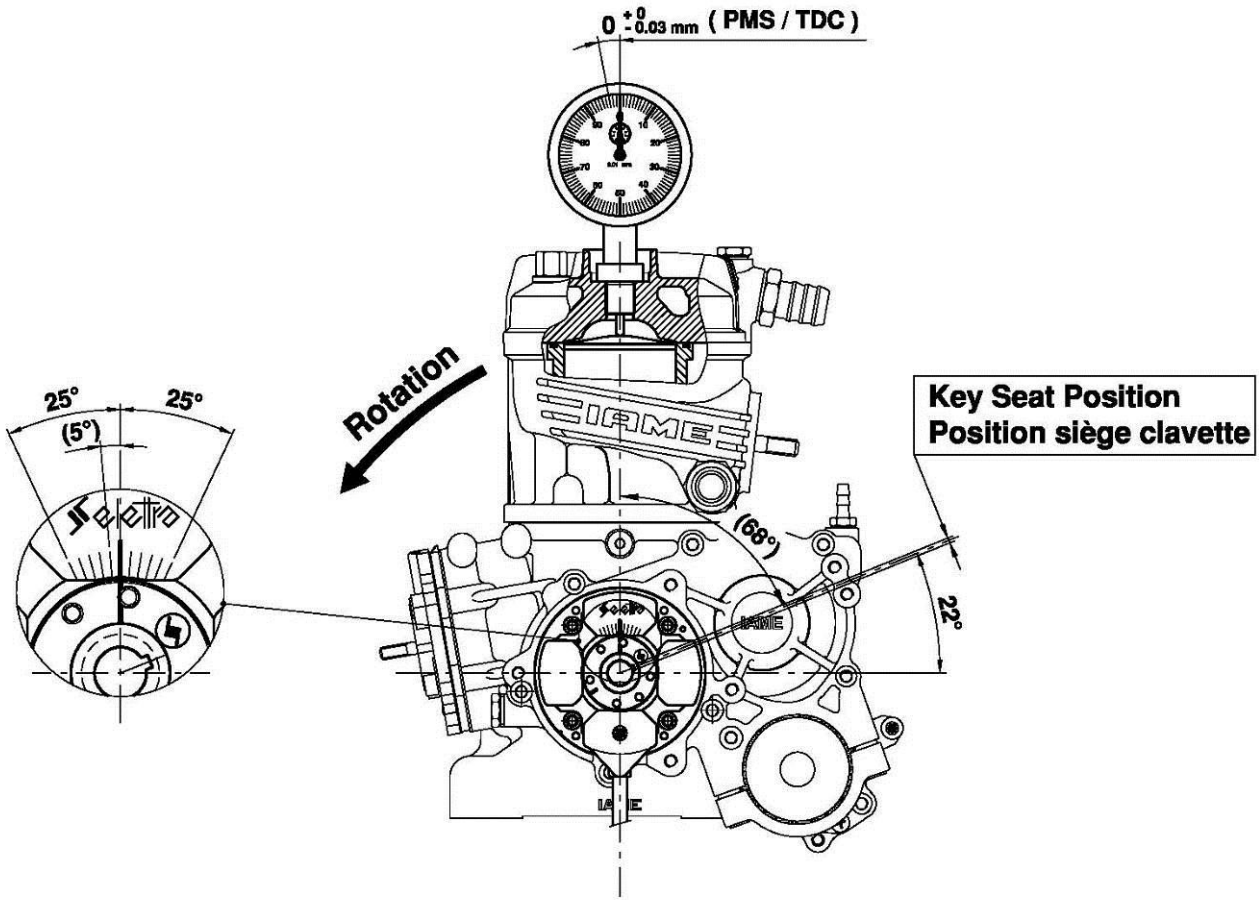

ADVANCE CURVE GRAPHS / GRAPHIQUES DE LA COURBE D'AVANCE

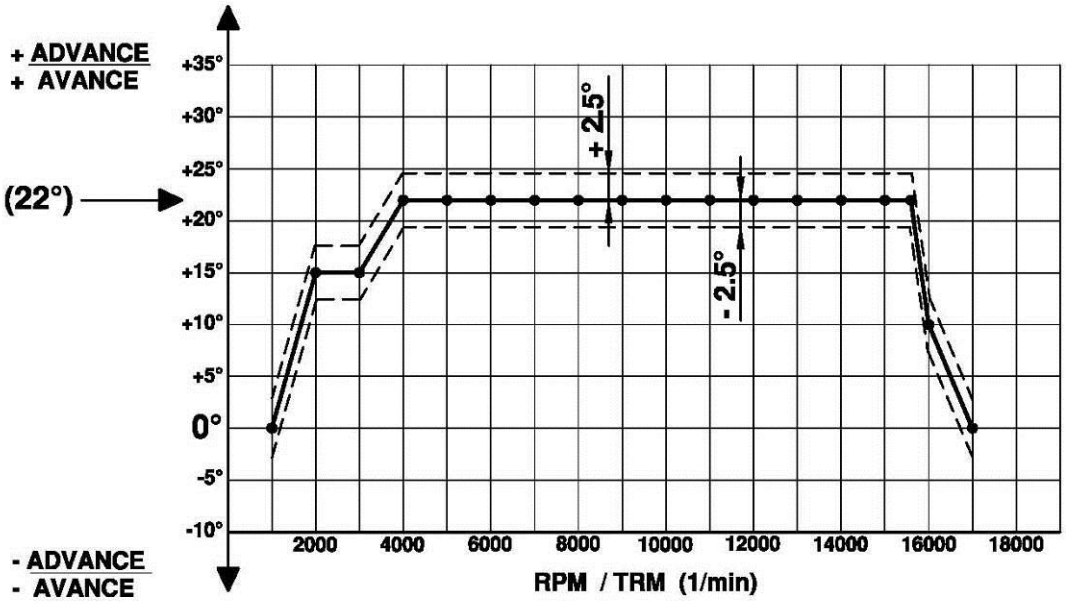

ELECTRONIC BOX MARKING
MARQUAGE DU BOITIER ELECTRONIQUE



GEAR ALTERNATIVE FIXING
FIXATION ALTERNATIVE DE L' ENGRANAGE

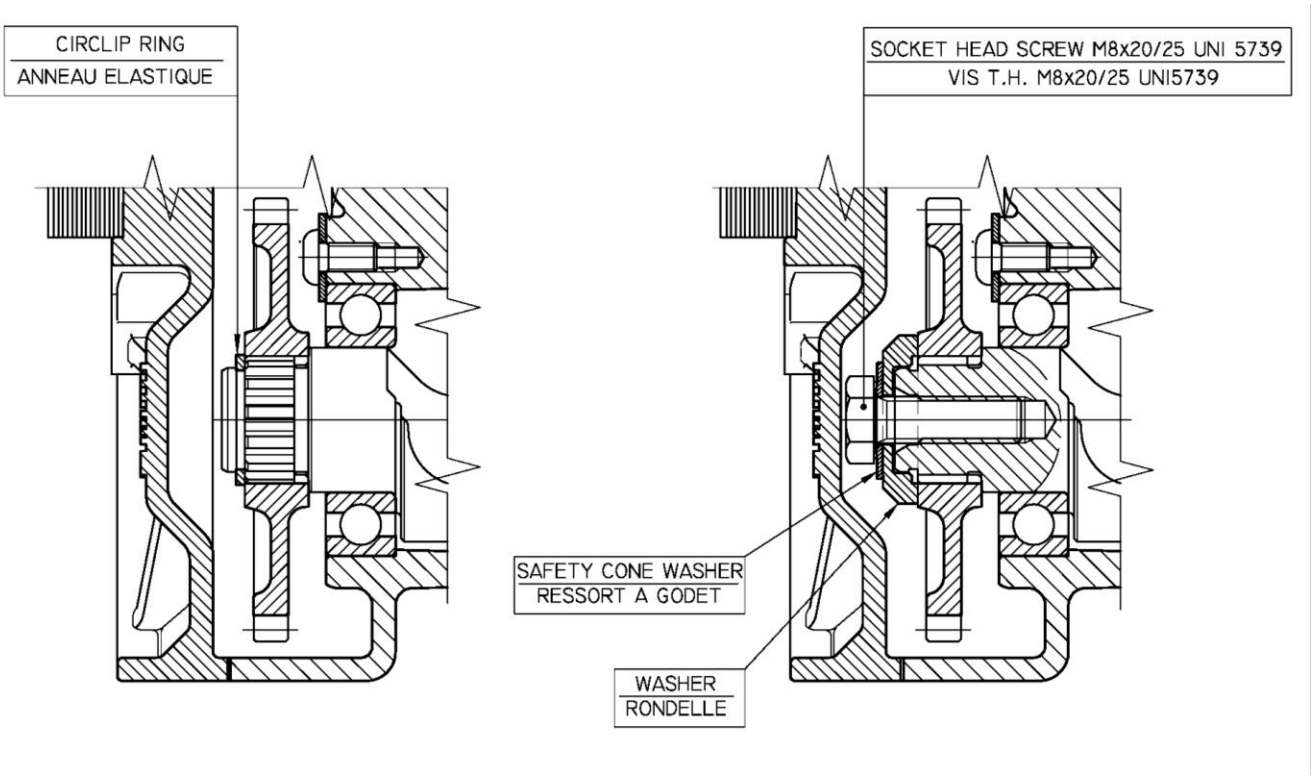

CARBURETTOR COVER ALTERNATIVE
ALTERNATIF COUVERCLE CARBURATEUR



EN PRODUCTION JUSQU' EN DECEMBRE 2008

IN PRODUCTION UNTIL DECEMBER 2008

EN PRODUCTION A PARTIR DE JANVIER 2009

IN PRODUCTION STARTING FROM JANUARY 2009

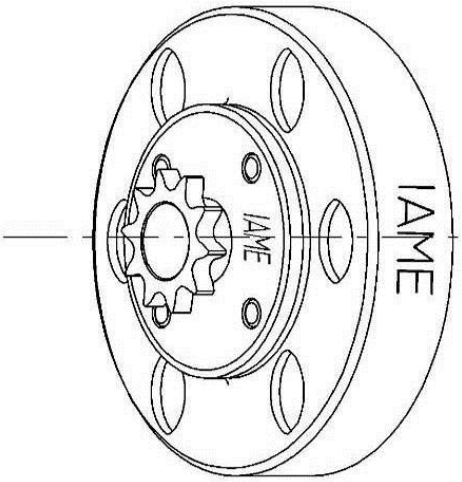

Min. weight 300 g
Poids min. 300 g

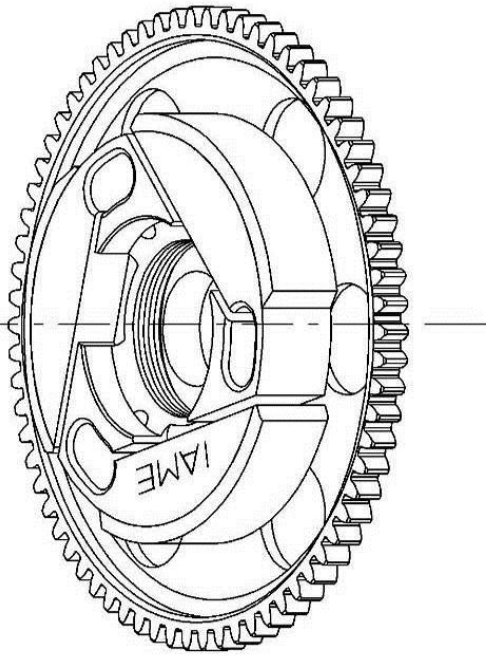

Min. weight 650 g
Poids min. 650 g

RADIATOR DESCRIPTION AND SKETCH OF PARTS
DESCRIPTION DU RADIATEUR ET SCHEMA ILLUSTRANT LES ELEMENTS

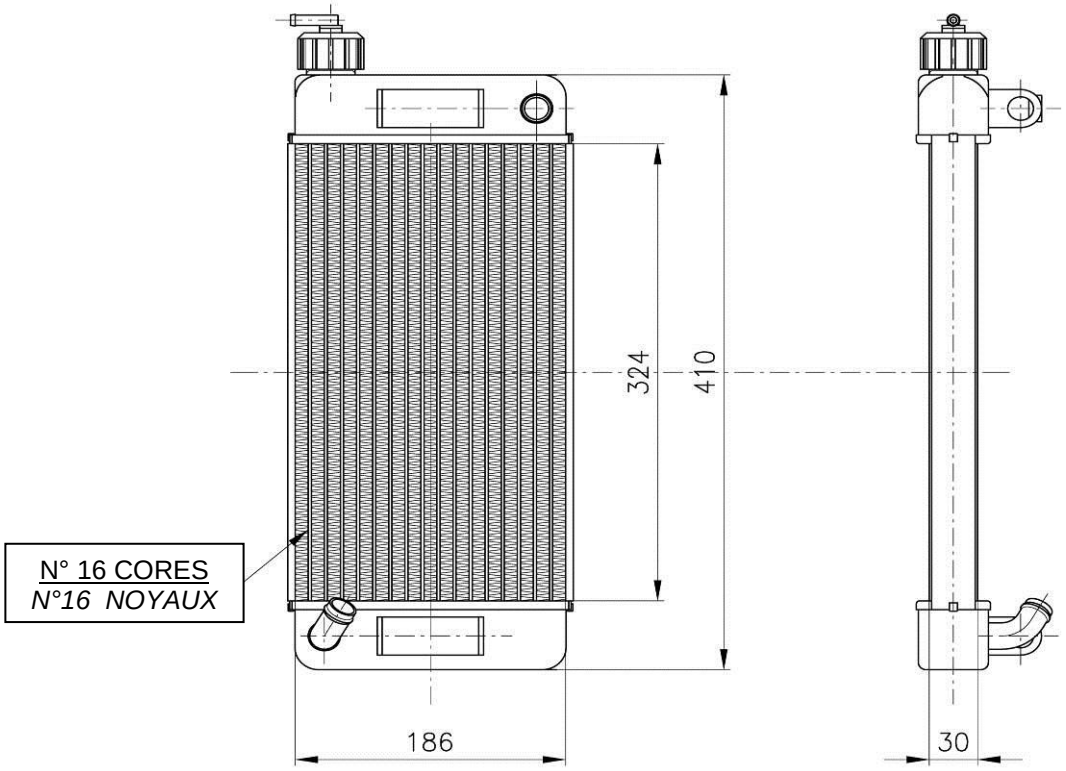

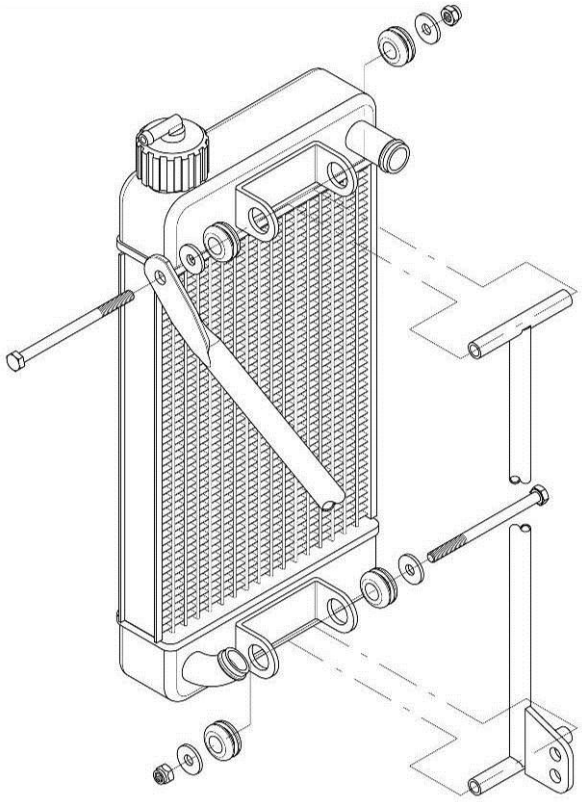

RADIATOR AND ITS SUPPORTS
RADIATEUR ET SES SUITIEN

PAINTED AND NOT PAINTED / *PEINT ET PAS PEINT*

FRONT / *AVANT*

REAR / *ARRIERE*

WATER PUMP GROUP
GROUPE POMPE A' EAU

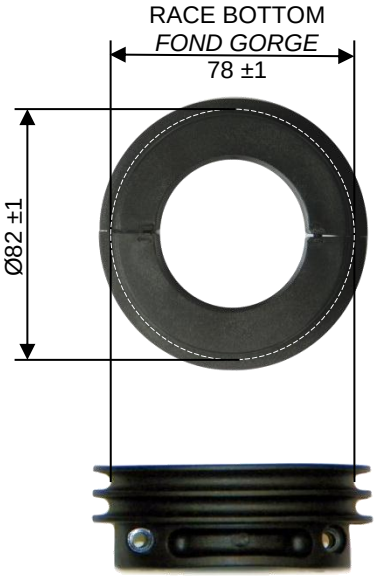

RACE BOTTOM
FOND GORGE
Ø19 ±1

THERMOSTAT

ALTERNATIVE

PISTON IDENTIFICATION MARKING
MARQUAGE D'IDENTIFICATION PISTON





PHOTO IDENTIFICATION CONROD
MARQUAGE D'IDENTIFICATION BIELLE

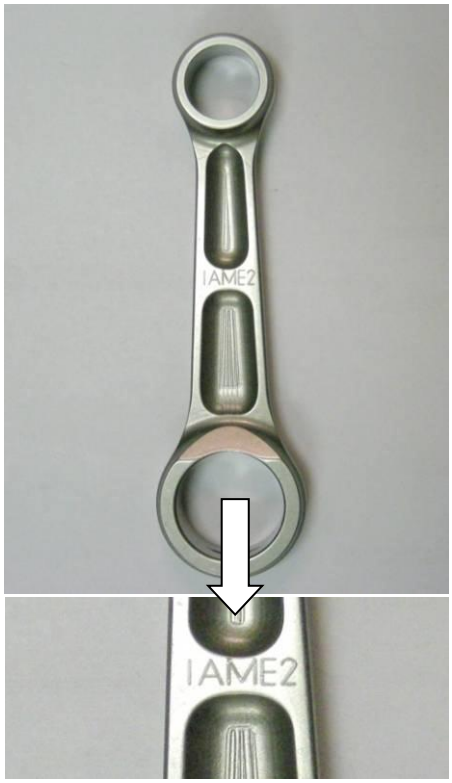

IDENTIFICATION BALANCING SHAFT MARKING
MARQUAGE D'IDENTIFICATION ARBRE D'EQUILIBRAGE



CRANKSHAFT IDENTIFICATION MARKING
MARQUAGE D'IDENTIFICATION DU VILEBREQUIN



GEAR COMMAND BALANCING SHAFT IDENTIFICATION MARKING
MARQUAGE D'IDENTIFICATION ENGRENAGE ARBRE D'EQUILIBRAGE



STARTER RING IDENTIFICATION MARKING
MARQUAGE D'IDENTIFICATION DE LA COURONNE DE DEMARRAGE



SPROCKET IDENTIFICATION MARKING *MARQUAGE D'IDENTIFICATION DU PIGNON*	CLUTCH DRUM IDENTIFICATION MARKING *MARQUAGE D'IDENTIFICATION DE LA CALOTTE*
CLUTCH BODY IDENTIFICATION MARKING *MARQUAGE D'IDENTIFICATION CORPS DE EMBRAYAGE*	STARTER IDENTIFICATION MARKING *MARQUAGE D'IDENTIFICATION DU MOTEUR DEMARREUR*
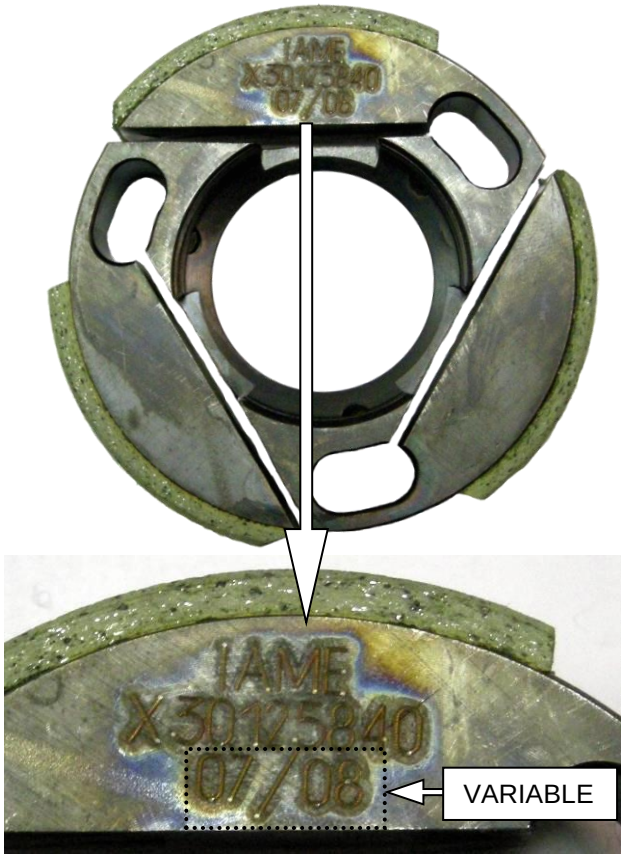	

REED GROUP & PETALS IDENTIFICATION MARKING
MARQUAGE D'IDENTIFICATION DE LA PYRAMIDE DE CLAPETS & CLAPETS



VETRONITE



CARBON FIBER

FRONT SIDE



REAR SIDE



PHOTO IDENTIFICATION CARBURETOR INLET CONVEYOR
MARQUAGE D'IDENTIFICATION DU COLLECTEUR D'ASPIRATION

EXHAUST SILENCER IDENTIFICATION MARKING
MARQUAGE D'IDENTIFICATION ECHAPPEMENT



HEADER EXHAUSTIDENTIFICATION MARKING *MARQUAGE DU COUDE D'ECHAPPEMENT*	STATOR IDENTIFICATION MARKING *MARQUAGE D'IDENTIFICATION DU STATOR*
	

CLUTCH COVER AND H.T. COIL IDENTIFICATION MARKING
MARQUAGE DU COUVERCLE D'EMBRAYAGE ET DE LA BOBINE



BENDIX COVER IDENTIFICATION MARKING
MARQUAGE D'IDENTIFICATION DU COUVERCLE
DU CONTRE-ARBRE DE DEMARRAGE



DESCRIPTION OF THE CLUTCH 2013 - *DESCRIPTION DE L' EMBRAYAGE 2013*

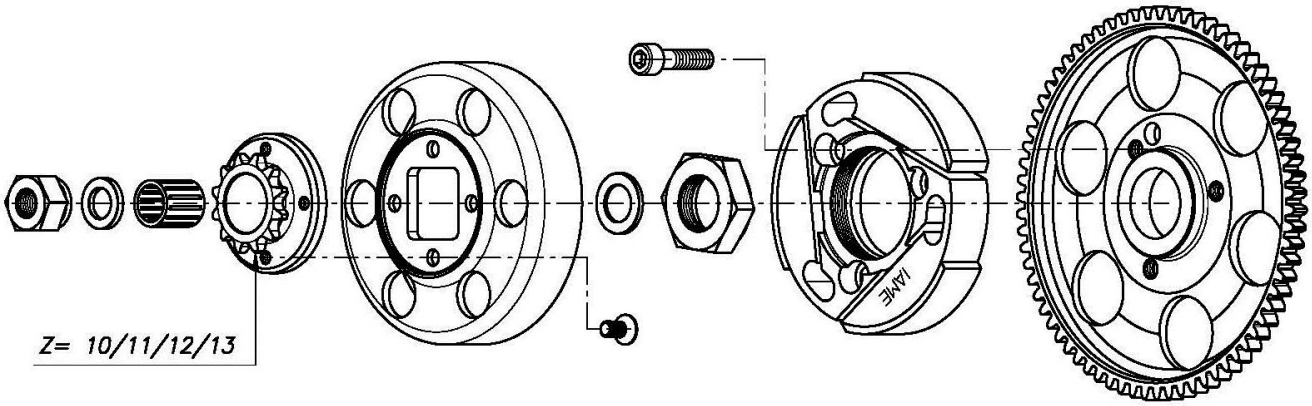

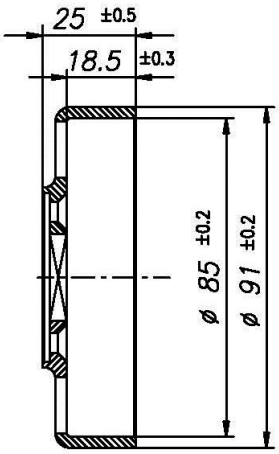

Min. weight 225 g
Poids min. 225 g

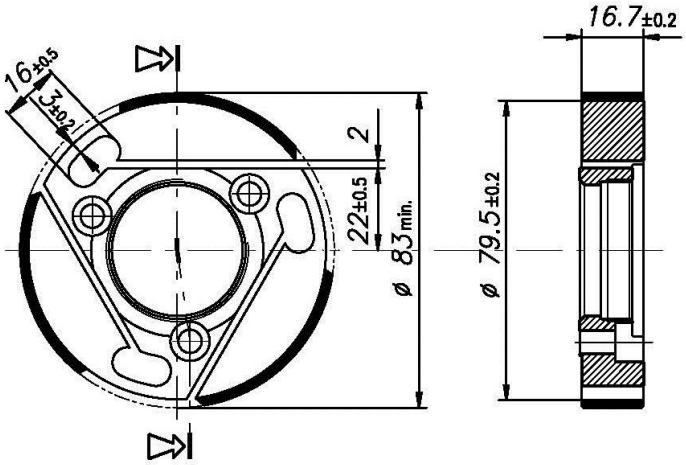

Min. weight 375 g
Poids min. 375 g

CLUTCH BODY 2013 IDENTIFICATION MARKING
MARQUAGE D'IDENTIFICATION CORPS DE EMBRAYAGE 2013



DESCRIPTION OF THE CLUTCH 2013 - *DESCRIPTION DE L' EMBRAYAGE 2013*

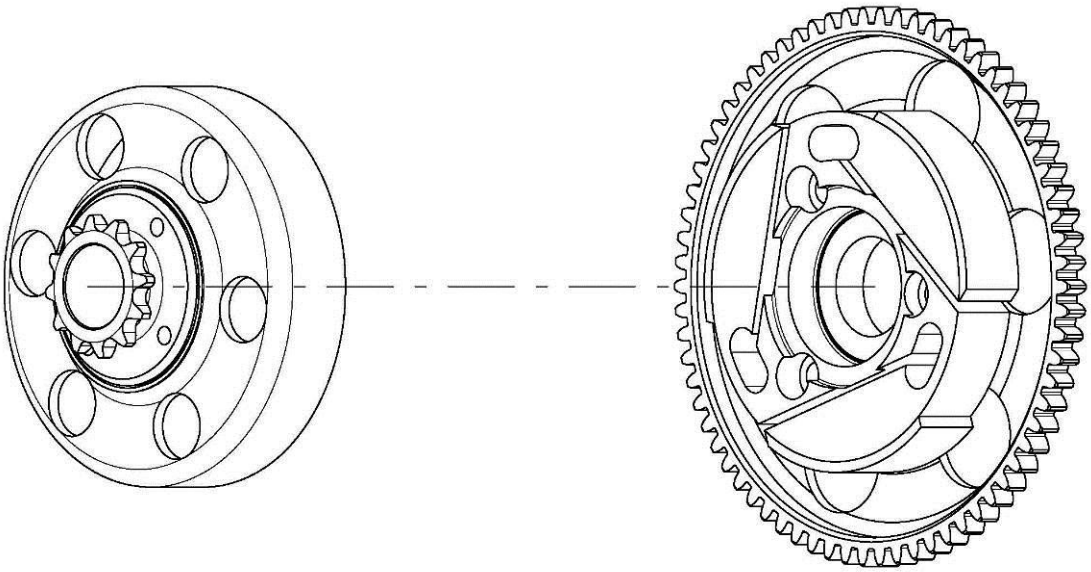

Min. weight 300 g
Poids min. 300 g

Min. weight 680 g
Poids min. 680 g

STARTER RING 2013 IDENTIFICATION MARKING
MARQUAGE D'IDENTIFICATION DE LA COURONNE DE DEMARRAGE 2013

WIRING DIAGRAM (SELETTRA DIGITAL ‘‘K’’ IGNITION 2013)

SCHEMA CIRCUIT ELECTRIQUE (ALLUMAGE SELETTRA DIGITAL ”K” 2013)

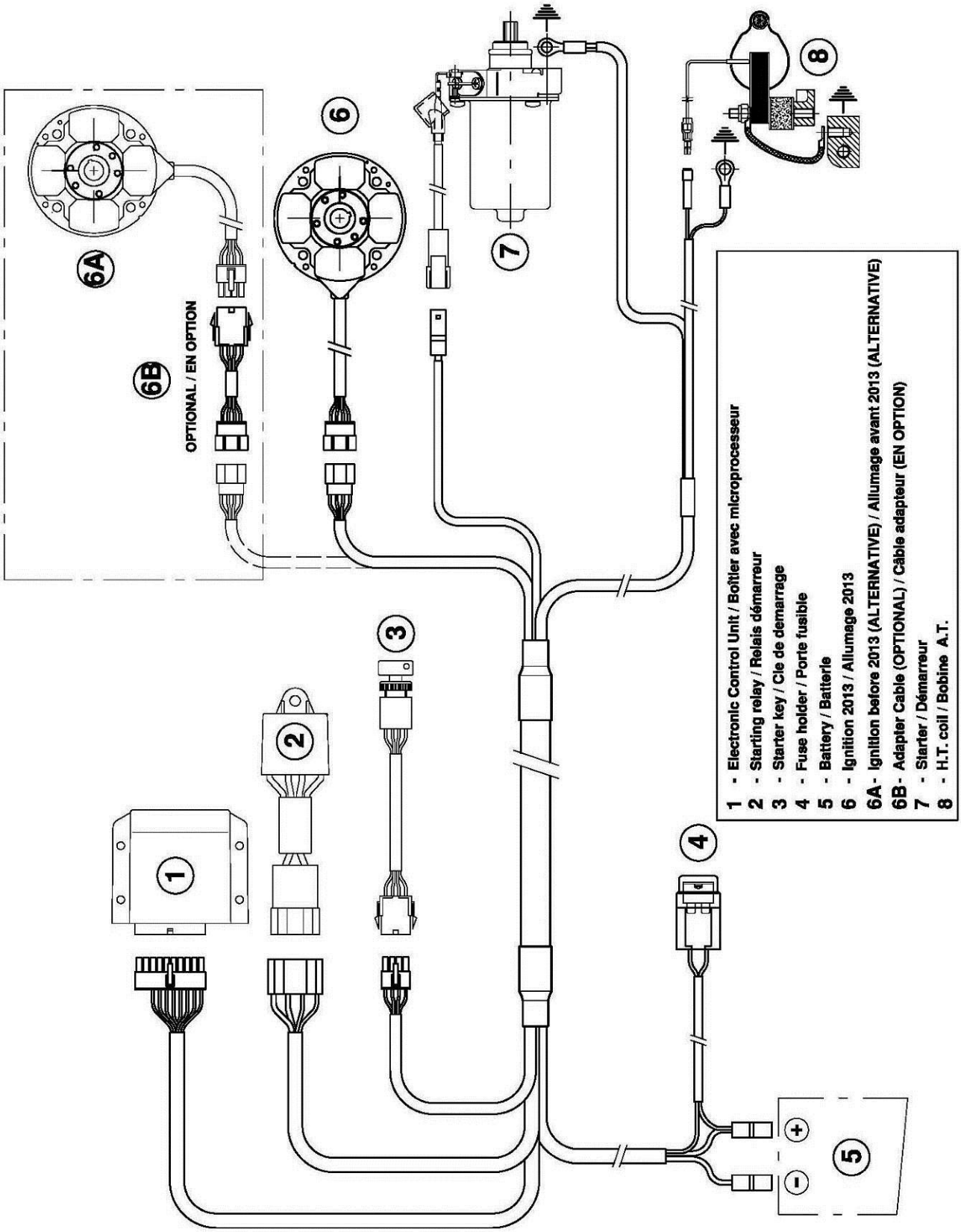

FROM 2014 ON - A PARTIR DE 2014

STICKER APPLICATION AREA - *ESPACE POUR L'APPLICATION DE ADHÉSIFS*





ALTERNATIVE AREA



HEADER EXHAUST DIMENSIONS
CODE D'ECHAPPEMENT TAILLE

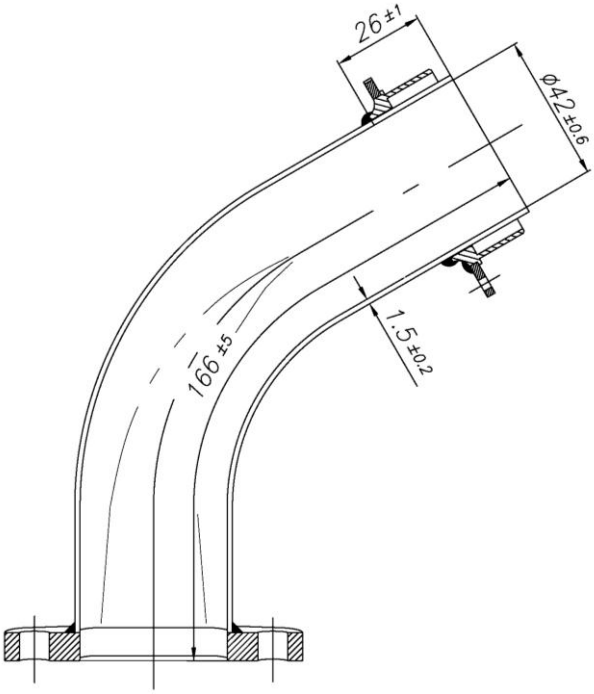

CYLINDER CROSS SECTION VIEW
VUE EN SECTION DU CYLINDRE

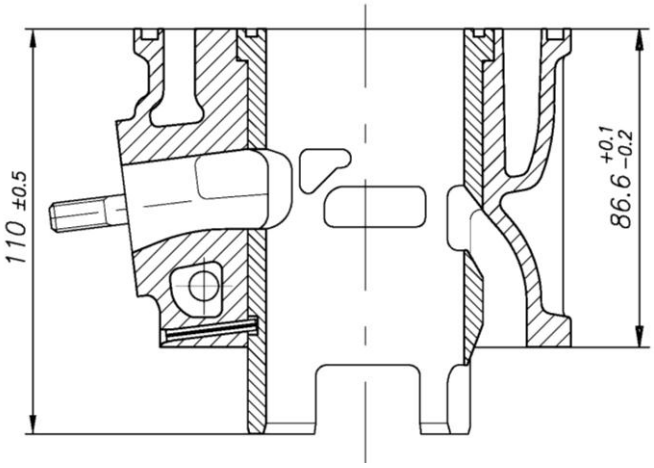

CYLINDER IDENTIFICATION MARKING
MARQUAGE D'IDENTIFICATION DU CYLINDRE







PHOTO IDENTIFICATION CARBURETTOR INLET CONVEYOR
MARQUAGE D'IDENTIFICATION DU COLLECTEUR D'ASPIRATION

Old version - while stocks last
Vieille version - jusqu'à épuisement des stocks



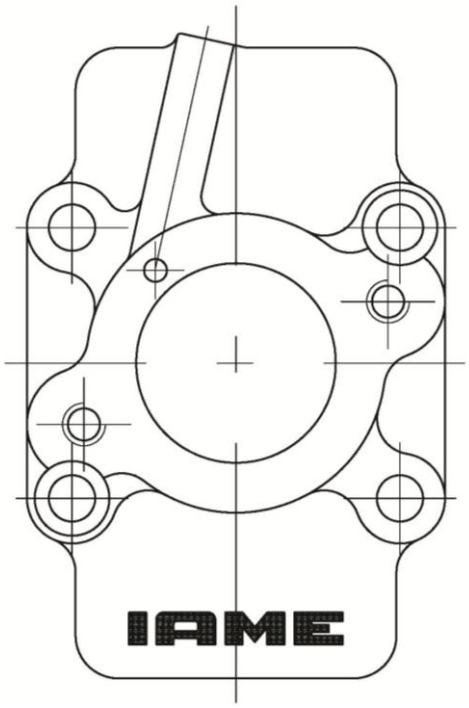

IN ALTERNATIVE

New version
Nouvelle version

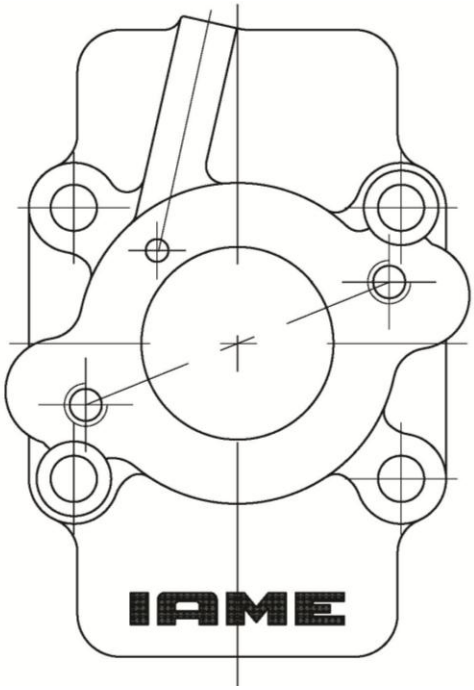

DESCRIPTION OF THE CLUTCH 2015 - *DESCRIPTION DE L' EMBRAYAGE 2015*

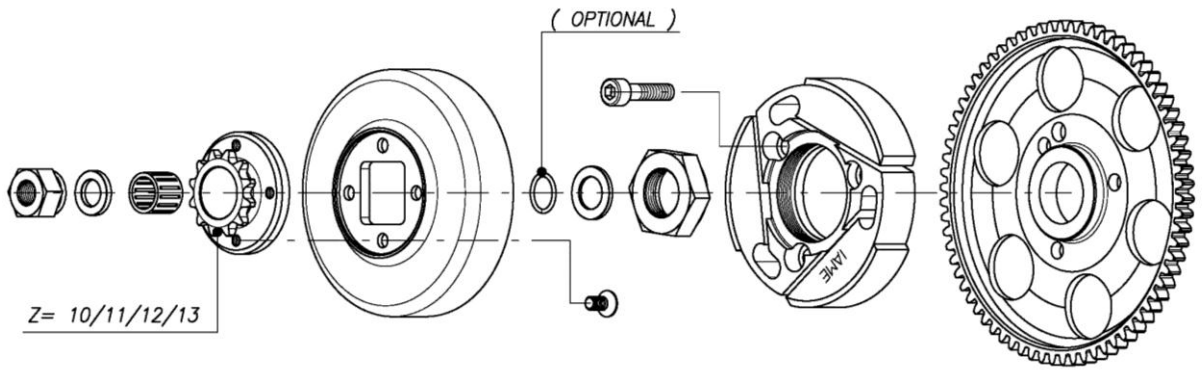

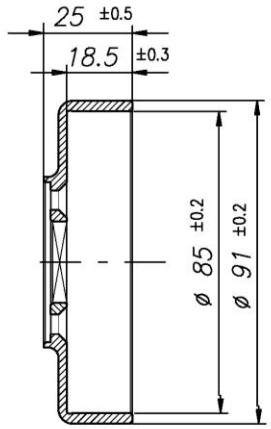

Min. weight 225 g
Poids min. 225g

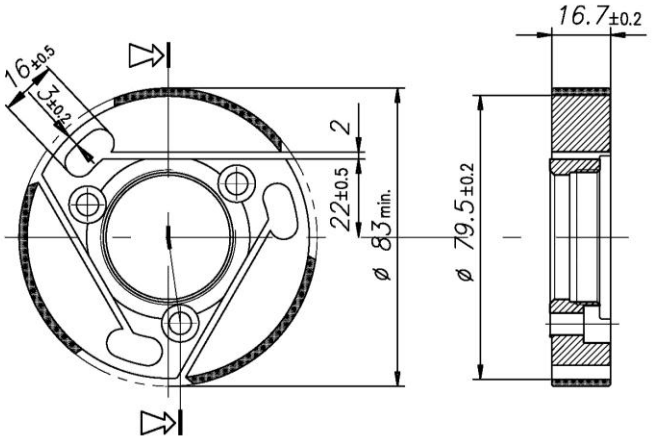

Min. weight 375 g
Poids min. 375g

CLUTCH DRUM 2015 IDENTIFICATION MARKING *MARQUAGE D'IDENTIFICATION DE LA CALOTTE 2015*	WEIGHT MIN. OF THE CLUTCH 2015 *POIDS MIN. DE L'EMBRAYAGE 2015*
	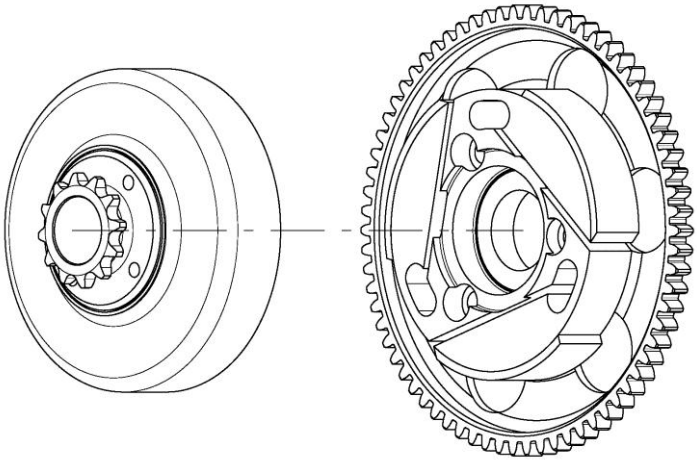 Min. weight 300 g *Poids min. 300 g* Min. weight 680 g *Poids min. 680 g*

RESTRICTOR PARILLA X30 JUNIOR

RESTRICTEUR PARILLA X30 JUNIOR

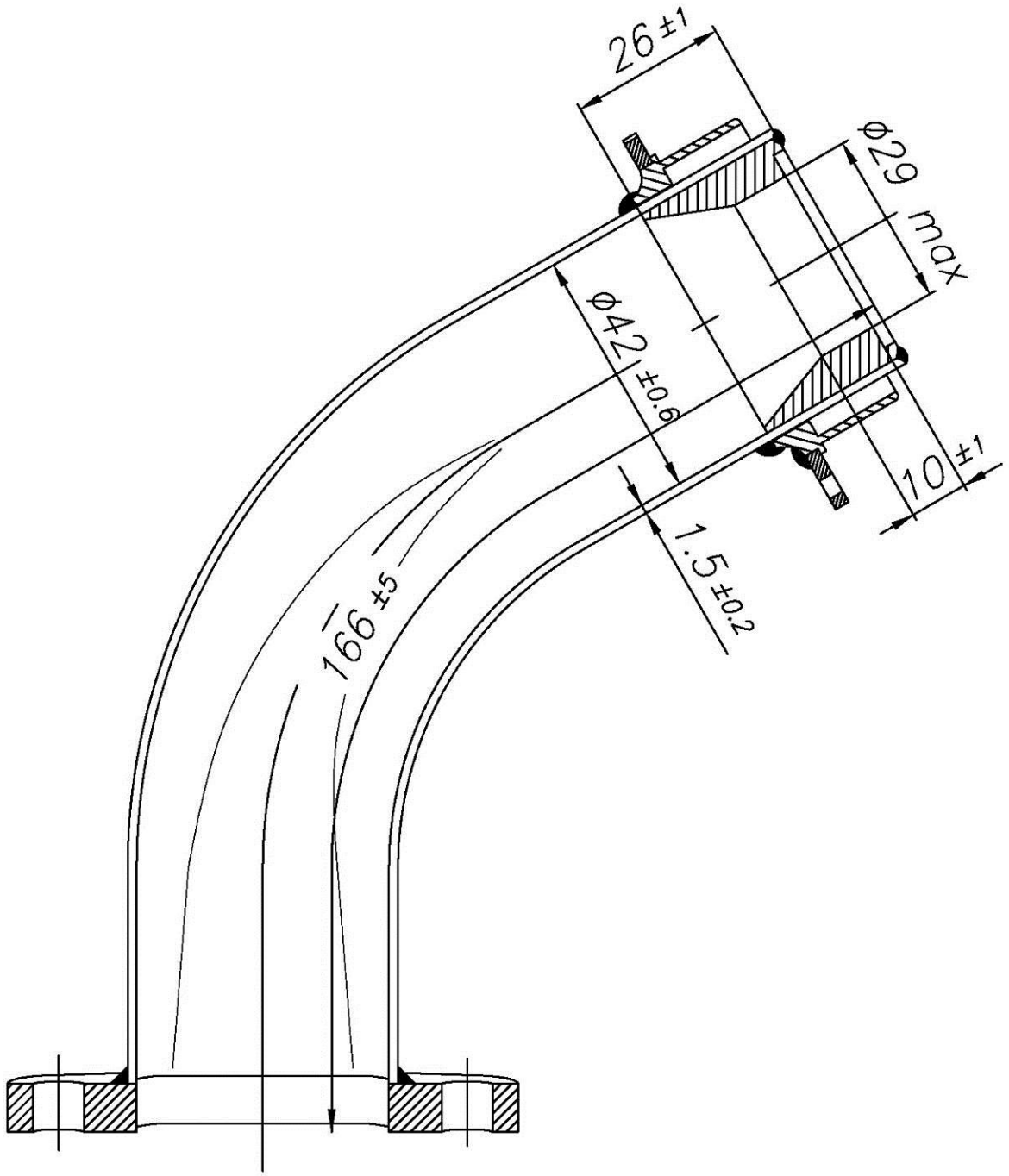

125cc RL - TaG

CARBURETTOR / *CARBURATEUR*

TRYTON HB 27-C

PHOTO OF INLET SIDE
PHOTO CÔTÉ ASPIRATION

PHOTO OF ADJUSTING SIDE
PHOTO CÔTÉ RÉGLAGE

Manufacturer *Constructeur*	**VA.MEC SRL**
Make *Marque*	**TRYTON**
Model *Modèle*	**HB 27-C**

SECTION VIEW / *VUE EN SECTION*

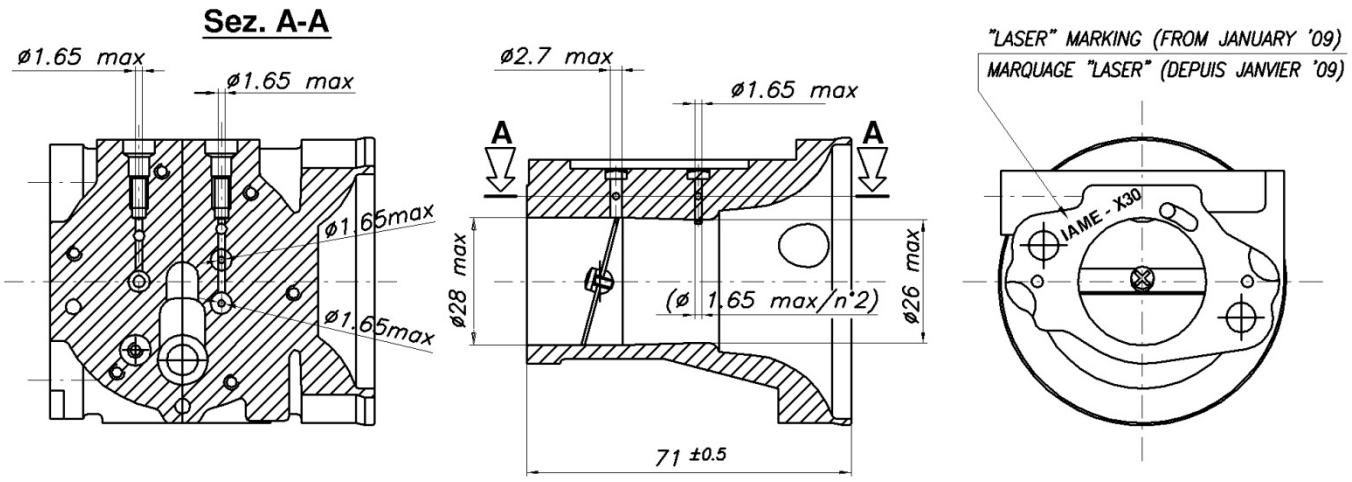

CARBURETTOR DESCRIPTION AND SKETCH OF PARTS
DESCRIPTION DU CARBURATEUR ET ESQUISSE DES PIÈCES

Rif.	DESCRIPTION	
1	COVER SCREW	*VIS COUVERCLE*
2	FILTER COVER	*COUVERCLE FILTRE*
3	COVER GASKET	*JOINT COUVERCLE*
4	FUEL SCREEN FILTER	*FILTRE CARBURANT*
5	BODY SCREW	*VIS CORPS CARBURATEUR*
6	VALVE BODY	*CORPS VALVE*
7	PUMP DIAPHRAGM	*MEMBRANE POMPE*
8	PUMP DIAPHRAGM GASKET	*JOINT MEMBRANE POMPE*
9	PUMP BODY	*CORPS POMPE*
10	DIAPHRAGM	*MEMBRANE PRINCIPALE*
11	DIAPHRAGM GASKET	*JOINT MEMBRANE PRINCIP.*
12	NEEDLE LOW SPEED	*VIS REGLAGE MINIMUM*
13	NEEDLE SPRING	*RESSORT VIS REGLAGE*
14	NEEDLE WASHER	*RONDELLE VIS REGLAGE*
15	NEEDLE O-RING	*ANNEAU VIS REGLAGE*
16	NEEDLE HIGH SPEED	*VIS REGLAGE MAXIMUM*
17	SCREW LEVER	*VIS LEVIER*
18	NEEDLE VALVE	*POINTEAU COMPLET*
19	LEVER PIN	*AXE*
20	INLET LEVER	*LEVIER*
21	INLET LEVER SPRING	*RESSORT LEVIER*
22	THROTTLE SHUTTER SCREW	*VIS FIXATION PAPILLON*
23	THROTTLE SHUTTER	*PAPILLON CARBURATEUR*
24	SHAFT RETAINING RING	*ANNEAU AXE*
25	BRACKET	*ETRIER COMPLET*
26	SHAFT SHUTTER	*AXE COMPLET PAPILLON*
27	SHAFT SPRING	*RESSORT RENVOI AXE*
28	BRACKET SCREW	*VIS FIXATION ETRIER*
29	PLUG	*BOUCHON*
30	BOLT	*ECROU FIXATION CARBUR.*

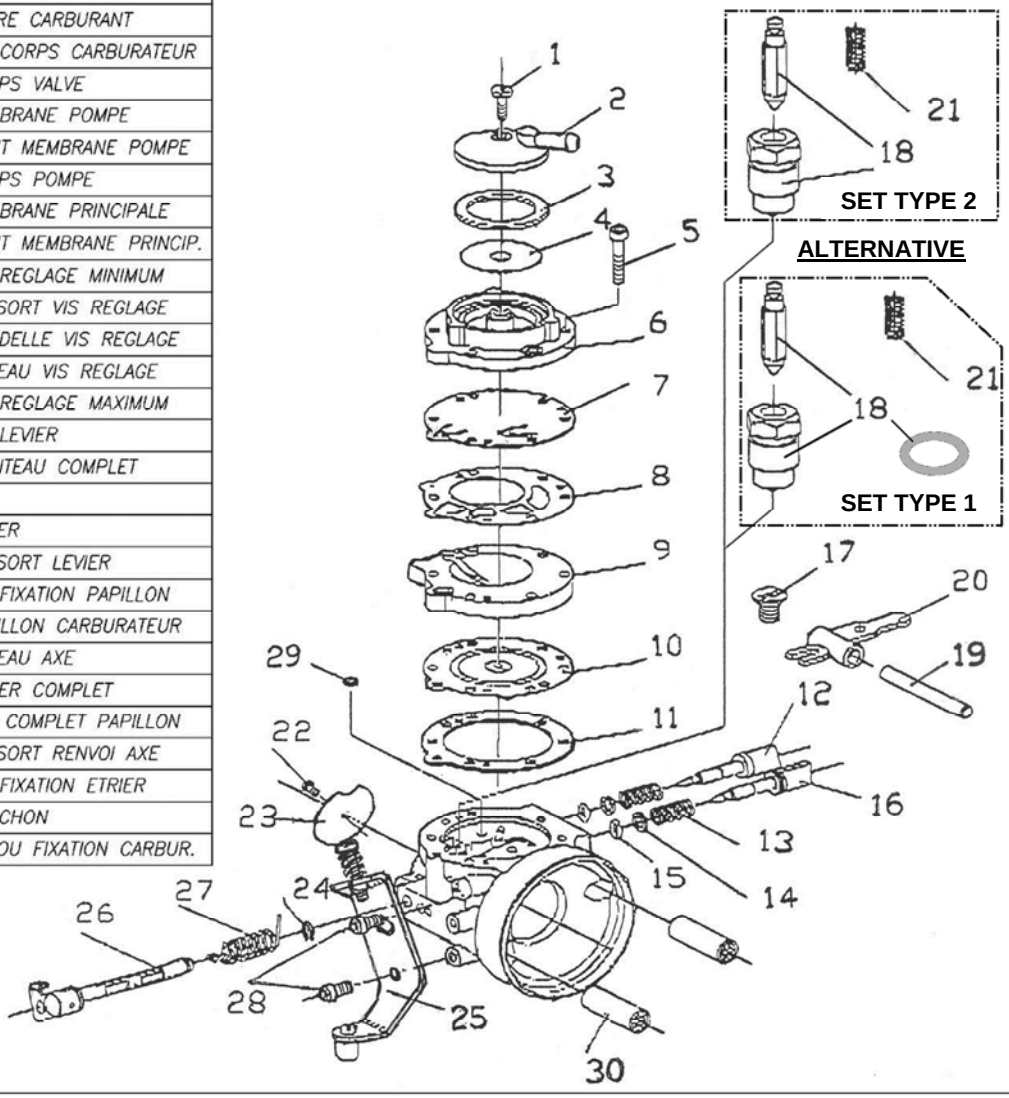

SET TYPE 1 – ACTUAL *GROUPE TYPE 1 - COURANT*	SET TYPE 2 – 2011 *GROUPE TYPE 2 - 2011*
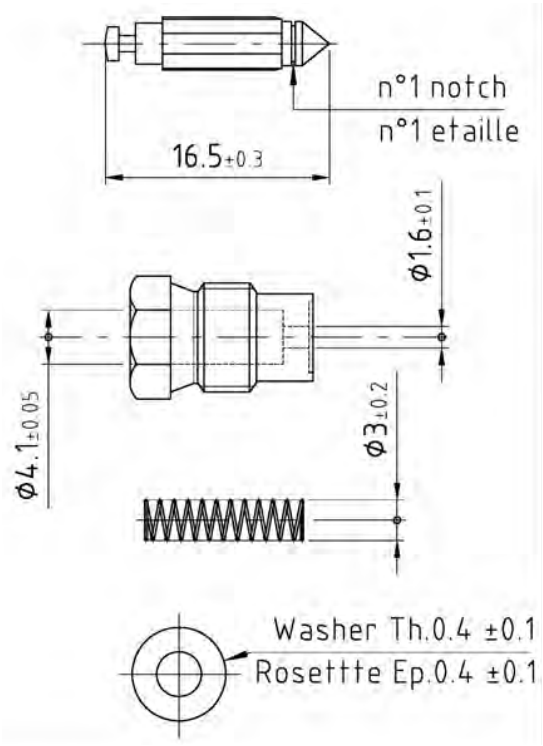	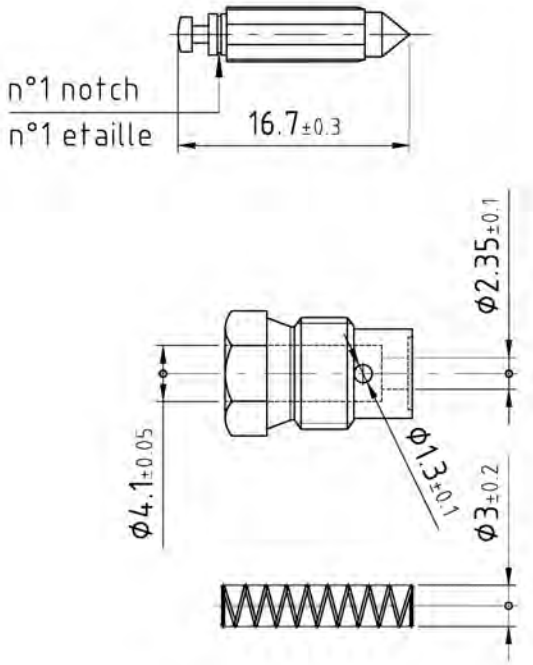
PHOTO IDENTIFICATION SET TYPE 1 *PHOTO D'IDENTIFICATION GROUPE TYPE 1*	PHOTO IDENTIFICATION SET TYPE 2 – 2011 *PHOTO D'IDENTIFICATION GROUPE TYPE 2*

BRACKET CABLE & LIMITER
ETRIER CABLE & GROUP LIMITEUR



IN ALTERNATIVE



ALTERNATIVE FIXING FLANGE (Engine Side)
ALTERNATIVE BRIDE DE FIXATION (côté de moteur)

Old version - while stocks last
Vieille version - jusqu'à épuisement des stocks



IN ALTERNATIVE

New version
Nouvelle version